

62935-1 ✓ ACTIVE

MAG-MATE

TE Internal #: 62935-1

Magnet Wire Terminals, Poke-In, Size 2, .51 – .64 mm Aluminum Wire, 24 – 22 AWG Aluminum Wire, Lead Wire Size 20 – 18 AWG, MAG-MATE

[View on TE.com >](#)



Terminals & Splices > Magnet Wire Terminals



Magnet Wire Terminal Type: **Poke-In**

Compatible With Cavity Size: **Size 2**

Aluminum Wire Size: **.51 – .64 mm**

Lead Wire Size: **.5 – .9 mm²**

Features

Product Type Features

Compatible With Discrete Wire Type	Magnet Wire, Solid
------------------------------------	--------------------

Body Features

Compatible With Cavity Size	Size 2
-----------------------------	--------

Contact Features

Magnet Wire Terminal Type	Poke-In
---------------------------	---------

Terminal Plating Material	Tin
---------------------------	-----

Termination Features

Termination Method to Wire & Cable	Insulation Displacement (IDC)
------------------------------------	-------------------------------

Mechanical Attachment

Contact Mating Retention Type	Locking
-------------------------------	---------

Dimensions

Terminal Height	7.62 mm[.3 in]
-----------------	----------------

Aluminum Wire Size	.51 – .64 mm
--------------------	--------------

Lead Wire Size	20 – 18 AWG
----------------	-------------



Magnet Wire Size	.36 – .57 mm
Stock Thickness (Magnet Wire Side)	.41 mm[.016 in]
Overall Product Length	7.87 mm[.31 in]

Usage Conditions

Insulation Option	Uninsulated
Operating Temperature Range	-65 – 105 °C[-85 – 221 °F]

Operation/Application

Compatible With Wire Base Material	Aluminum, Copper
------------------------------------	------------------

Identification Marking

Identification Number	10
-----------------------	----

Packaging Features

Packaging Quantity	12000
Packaging Method	Reel

Other

Comment	Solid or overcoated stranded lead wire only., Two magnet wires may be terminated in the same terminal slot if diameters are equal.
---------	--

Product Compliance

[For compliance documentation, visit the product page on TE.com>](#)






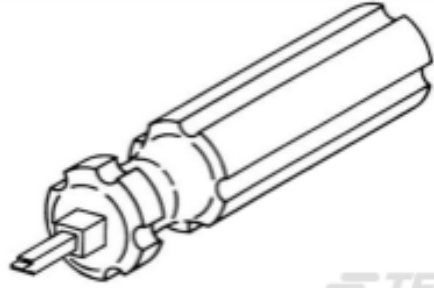





EU RoHS Directive 2011/65/EU	Compliant
EU ELV Directive 2000/53/EC	Compliant
China RoHS 2 Directive MIIT Order No 32, 2016	No Restricted Materials Above Threshold
EU REACH Regulation (EC) No. 1907/2006	Current ECHA Candidate List: JUNE 2022 (224) Candidate List Declared Against: JUNE 2022 (224) Does not contain REACH SVHC
Halogen Content	Low Halogen - Br, Cl, F, I < 900 ppm per homogenous material. Also BFR/CFR/PVC Free
Solder Process Capability	Not applicable for solder process capability

Product Compliance Disclaimer




This information is provided based on reasonable inquiry of our suppliers and represents our current actual knowledge based on the information they provided. This information is subject to change. The part numbers that TE has identified as

EU RoHS compliant have a maximum concentration of 0.1% by weight in homogenous materials for lead, hexavalent chromium, mercury, PBB, PBDE, DBP, BBP, DEHP, DIBP, and 0.01% for cadmium, or qualify for an exemption to these limits as defined in the Annexes of Directive 2011/65/EU (RoHS2). Finished electrical and electronic equipment products will be CE marked as required by Directive 2011/65/EU. Components may not be CE marked. Additionally, the part numbers that TE has identified as EU ELV compliant have a maximum concentration of 0.1% by weight in homogenous materials for lead, hexavalent chromium, and mercury, and 0.01% for cadmium, or qualify for an exemption to these limits as defined in the Annexes of Directive 2000/53/EC (ELV). Regarding the REACH Regulation, the information TE provides on SVHC in articles for this part number is based on the latest European Chemicals Agency (ECHA) 'Guidance on requirements for substances in articles' posted at this URL: <https://echa.europa.eu/guidance-documents/guidance-on-reach>

Compatible Parts

 <p>TE Part # 62935-3 MAG-MATE TERM 27-23 016TPBR</p>	 <p>TE Part # 62935-9 MAG-MATE TERM 27-23 016 TPCUNI</p>	 <p>TE Part # 63789-1 TERMINAL MAG-MATE POKE-IN TPBR</p>	 <p>TE Part # 62935-2 MAG MATE TERM 23-26 .016BR.</p>
 <p>TE Part # 1-62429-2 MAG-MATE TERM 27-30 013TPBR</p>	 <p>TE Part # 274250-2 INSERTION TOOL</p>	 <p>TE Part # 62420-6 MAG-MATE TERM 20-22 016 TPBR</p>	 <p>TE Part # 62420-9 MAG-MATE TERM 20-22 016</p>
 <p>TE Part # 62935-8 TERM,POKE-IN,MAG-MATE</p>	 <p>TE Part # 63754-1 TERM,MAG-MATE 27-23 016TPBR</p>	 <p>TE Part # 62935-7 TERM,POKE-IN,MAG-MATE</p>	

Also in the Series | MAG-MATE

 <p>Insertion & Extraction Tools(7)</p>	 <p>Magnet Wire Terminals(462)</p>	 <p>PCB Terminals(1)</p>
--	---	---



Documents

Product Drawings

[MAG-MATE TERM 27-23 016 TPBR](#)

English

CAD Files

[3D PDF](#)

3D

Customer View Model

[ENG_CVM_CVM_62935-1_BY.2d_dxf.zip](#)

English

Customer View Model

[ENG_CVM_CVM_62935-1_BY.3d_igs.zip](#)

English

Customer View Model

[ENG_CVM_CVM_62935-1_BY.3d_stp.zip](#)

English

By downloading the CAD file I accept and agree to the [Terms and Conditions](#) of use.

Datasheets & Catalog Pages

[Magnet Wire Terminals & Splices](#)

English

Product Specifications

[Application Specification](#)

English

Product Environmental Compliance

[MD_62935-1_12282017734_dmtec](#)

English

[MD_62935-1_12282017734_dmtec](#)

English